

# Overhead sectional door

Crawford OH1042FG

ASSA ABLOY

ASSA ABLOY Entrance Systems

The global leader in  
door opening solutions



## Fully glazed overhead sectional door for maximum visibility

The Crawford OH1042FG overhead sectional doors are fully glazed door, designed to be used when there is a need for maximum light, exposure, or vision.

Up to 3300 mm each aluminium frame is glazed with one single pane of single or double hardened glass. Larger doors up to 5500 mm only use two panes of hardened glass. This ensures a maximum of light and view, inside out and vice versa.

Especially showrooms, where maximum visibility is important, benefit from this design feature. The sleek design of the Crawford OH1042FG panels gives a high class presentation next to this high light admission. All in all a state of the art design that fits perfectly in modern buildings and showrooms.

### Standard colours

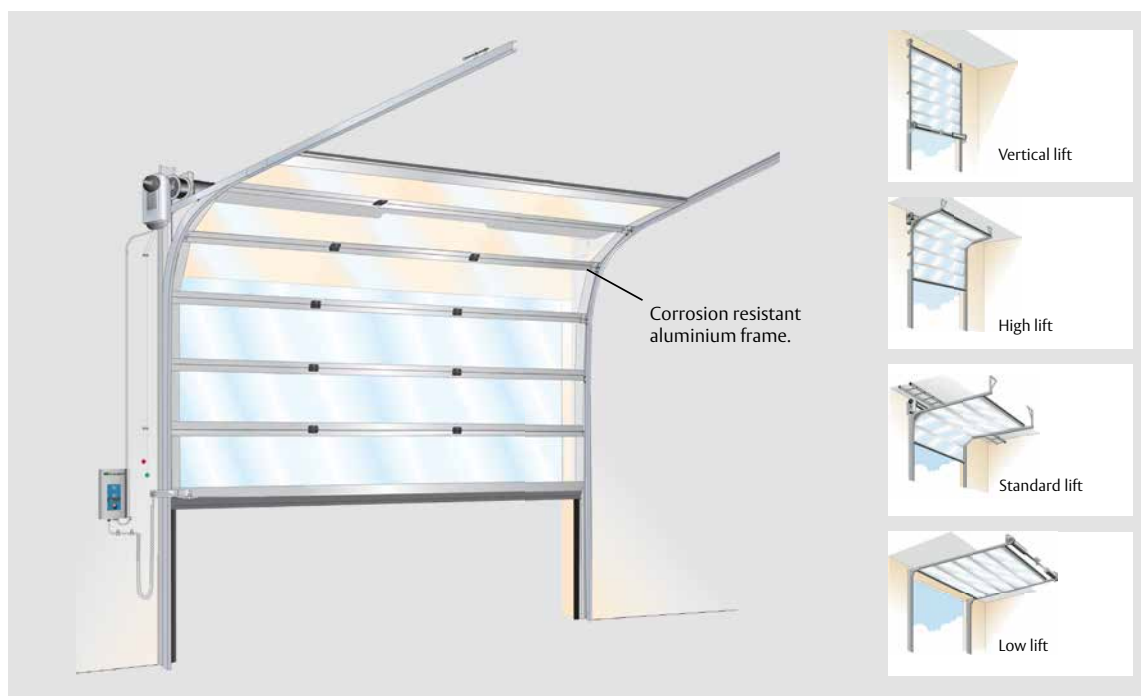
The inside and outside standard colour of the Crawford OH1042FG overhead sectional door is anodised aluminium. Next to this there is factory painting in all RAL colours available.

### Technical Data

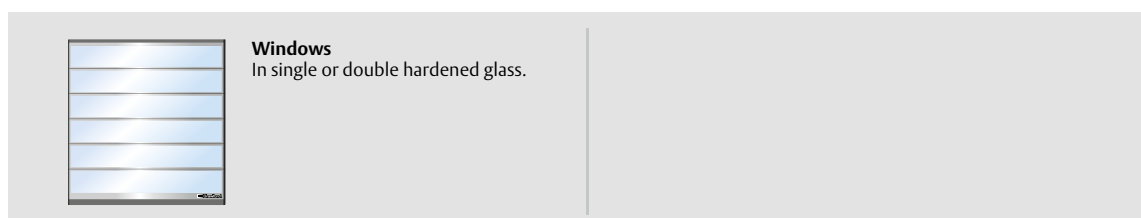
Standard size up to (W x H) <sup>1</sup>	5500 x 4250 mm
Frame thickness	44 mm
Windows	
W ≤ 3300 mm	1 pane
W > 3300 mm	2 panes
Pass-door	not available
Access and Automation	optional
Wind load, EN 12424 <sup>2</sup>	
Class 3	W ≤ 3300
Class 2	W > 3300
Thermal transmittance, EN 12428	6 W/m <sup>2</sup> K
Water penetration, EN 12425	class 3
Air permeability, EN 12426	class 3

1) Other sizes on request 2) Higher wind load classification on request

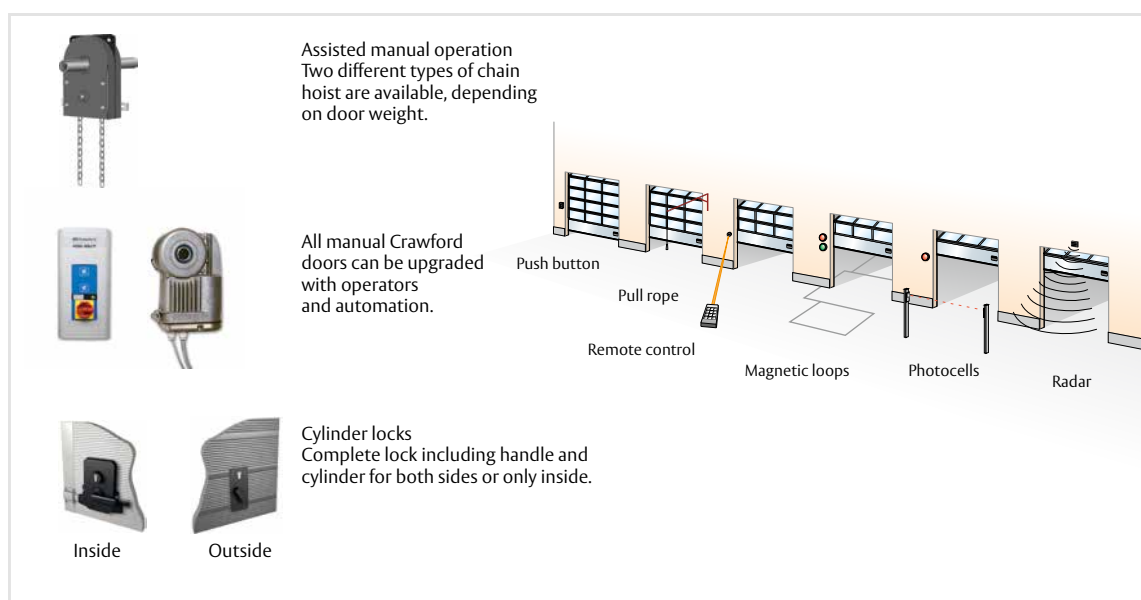
## Dimensional specifications



## Panel options



## Options access and automation



## Standard available outside colours

